



AirFlow HVLS Fans

Swift III Direct Drive Series

BLUE GIANT[®]

SUBMITTAL DATA - HVLS CEILING FANS & ACCESSORIES

SUBMITTED BY: _____ DATE: _____

JOB TITLE: _____ CONTRACTOR: _____

ADDRESS: _____ PHONE #: _____

CITY: _____ ADDRESS: _____

STATE/PROVINCE: _____ ZIP/POSTAL CODE: _____ CITY: _____

STATE/PROVINCE: _____ ZIP/POSTAL CODE: _____

ENGINEER: _____

LOCAL REPRESENTATIVE: _____

QTY.	MODEL #	FAN DIA.	VOLTAGE RANGE ¹	MOTOR FLA	PHASE	HP	AREA COVERED	MAX EFFECTIVE DIAMETER ²	MAX SPEED ³	INSTALLED WEIGHT
	BGS3-1649-323-1	16 Ft. (4.9 m)	220-240 VAC	5.2	1	1.35 HP (0.7 kW)	20,096 Ft ² (1866.9 m ²)	160 Ft. (49 m)	76 RPM	215 lbs (98 kg)
	BGS3-1649-323-3		220-240 VAC		3					
	BGS3-1649-346-3		400-480 VAC		3					
	BGS3-1855-323-1	18 Ft. (5.5 m)	220-240 VAC	5.2	1	1.35 HP (0.7 kW)	25,434 Ft ² (2362.8 m ²)	180 Ft. (55 m)	60 RPM	220 lbs (100 kg)
	BGS3-1855-323-3		220-240 VAC		3					
	BGS3-1855-346-3		400-480 VAC		3					
	BGS3-2061-323-1	20 Ft. (6.1 m)	220-240 VAC	5.2	1	1.35 HP (0.7 kW)	31,400 Ft ² (2917.1 m ²)	200 Ft. (61 m)	53 RPM	245 lbs (111 kg)
	BGS3-2061-323-3		220-240 VAC		3					
	BGS3-2061-346-3		400-480 VAC		3					
	BGS3-2473-323-1	24 Ft. (7.3 m)	220-240 VAC	5.2	1	1.35 HP (0.7 kW)	45,216 Ft ² (4200.7 m ²)	240 Ft. (73 m)	40 RPM	255 lbs (116 kg)
	BGS3-2473-323-3		220-240 VAC		3					
	BGS3-2473-346-3		400-480 VAC		3					

¹ 277v Power source is not accepted.

² Estimated values based on typical conditions.

³ Max Speed RPM has been recorded using 460v power source. Other voltages may affect performance.

HVLS Swift III Series Specifications

BLADES

- Equipped with 3 blades
- Extruded aluminum
- High performance E420 design with STOL technology

VFD

- Onboard, IP65 rating
- Factory assembled & programmed
- Minimum start/stop torque loads

MOTOR

- Direct drive ECM motor
- IP65 rating
- Class F insulation
- 1.35HP (1.0 kW) nominal horsepower

CONSTRUCTION

- Mounting is to be 1/4" powdercoated steel and aluminum
- All construction is to be protected from the elements
- Stainless steel safety brackets

WINGTIPS

- Equipped with 3 Wingtips
- Constructed of nylon 66
- Redirect outward airflow into downward airflow

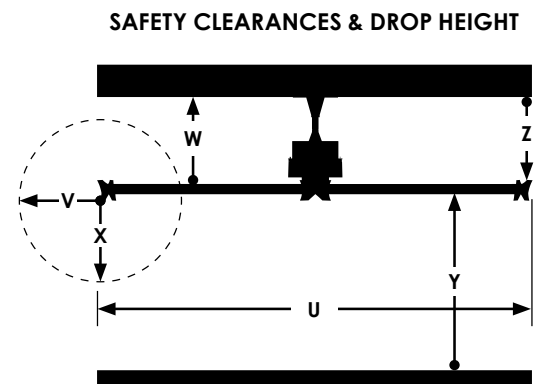
STANDARD LIMITED WARRANTY

- 5 year: Motor
- 1 year: Electronics
- Lifetime: Blades, chassis & hub
- Extended warranties available

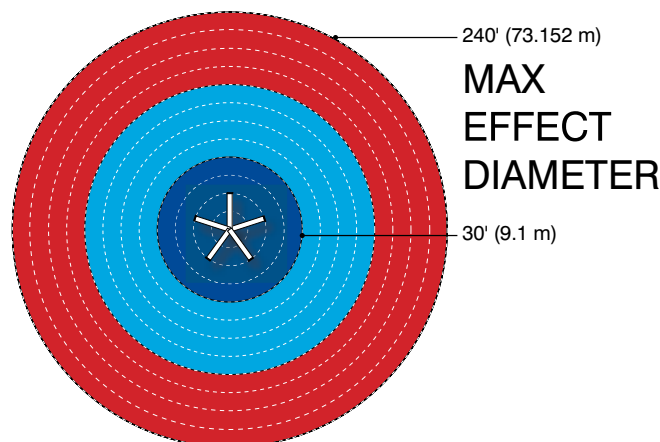
HVLS Swift III Series Safety Clearances & Drop Height²

MODEL #	DIAMETER [U]	SIDE [V]	ABOVE [W]	BELOW [X]	MIN. BLADE HEIGHT [Y]	BLADE DROP HEIGHT [Z]
BGS3-1649	16 Ft (4.9 m)	30"	33"	30"	10'	40"
BGS3-1855	18 Ft (5.5 m)	33"	33"	33"	10'	43"
BGS3-2061	20 Ft (6.1 m)	36"	33"	36"	10'	45"
BGS3-2473	24 Ft (7.3 m)	44"	33"	44"	10'	49"

² All dimensions are based on a standard 1 ft. extension bar.

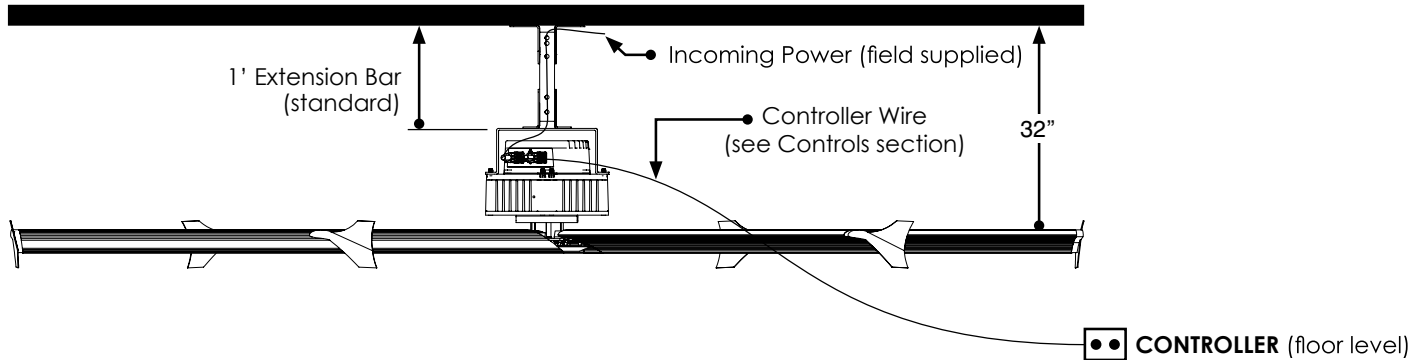


HVLS Swift III Series Max Effective Diameter



MAX EFFECT DIA. ft.	
Evaporative Cooling	Heat Destratification
50	100
60	120
70	140
80	160
90	180
100	200
120	240

HVLS Falcon III Series Installation



HVLS Falcon III Series Optional Accessories & Upgrades

QTY.	PART #	DESCRIPTION	NOTES							
EXTENSION BARS										
	1002-X	Extension Bar	Lowers assembly in 1 ft increments. All models come standard with a 1 ft. extension. Custom lengths up to 10 ft. are available.							
QTY.	1'	2'	3'	4'	5'	6'	7'	8'	9'	10'
CONTROLLER TYPES										
	DP-767.10	Ground Control	Wall mounted control for BACnet & BMS integration. Control multiple fans in groups or individually. Standard offering controls up to 2 fans. Expandable up to 50 fans. Contact factory for expanded options.							
	BP-769.XX	7" AutoPilot 2.0 Controller	7" touchscreen controller supports multiple fans as a stand alone controller or through bacnet & BMS integration. Schedule start & stop run times [XX] = 1-10 fans [10], 1-25 fans [25], 1-35 fans [35].							
	BP-770.XX	10" AutoPilot 2.0 Controller	10" touchscreen controller with temperature control module upgrade. Supports multiple fans as a stand alone controller or through BACnet & BMS integration. Schedule start & stop run times. Includes upgraded module with two (2) temperature probes per controller to allow for automatic summer & winter mode programs. [XX] = 1-10 fans [10], 1-25 fans [25], 1-35 fans [35].							
	DP-779	Single Yoke Controller	Includes Fwd/Rev switch and 0-10 speed pot to control fan speed. NEMA 4x enclosure. (qty. 1) 100 Ft. wire factory supplied. One per fan required.							
	DP-783	Double Yoke Controller	Includes Fwd/Rev switch and 0-10 speed pot to control fan speed. NEMA 4x enclosure. (qty 2) 100 Ft. wire factory supplied. One per two fans required.							
	DP-787	Triple Yoke Controller	Includes Fwd/Rev switch and 0-10 speed pot to control fan speed. NEMA 4x enclosure. (qty 3) 100 Ft. wire factory supplied. One per three fans required.							
	BP-773-XX	Touch 'N' Go Premier Multi-Fan Controller	Operate 1-10 fans in forward/reverse with 0-100% speed control. Mounts to wall or electric gang box. Fully digital interface with password lockout capability. [XX] = 1 fan [01], 2 fans [02], 3-4 fans [04], 5-6 fans [06], 7-8 fans [08], 9-10 fans [10]							
	BP-789	UltraLite Controller	Control each fan individually in the forward direction. Allows operation of the fan for cooling & destratification. Wire to be field supplied One per fan required.							
	BP-775	VLD Controller	Control each fan individually via an economic digital interface. Wire to be field supplied.							
	DP-793	IDFC	Easily mounts to electrical box for controlling each fan individually. Allows operation of the fans in either forward (cooling) or reverse (destratification). Manually control each fan's speed.							
OPTIONAL ACCESSORIES										
	BP-913	Purlin Mounting System	Mounting system for hanging Blue Giant Fans along purlin ceiling braces (hardware included).							
	BP-901	230v Line Reactor	Cleans dirty voltage by reducing harmonic current and transient voltages. Includes one Nema 1 enclosure.							
	BP-902	460v Line Reactor								
	BP-326	Single Yoke Control Cover	Add-on for the yoke controller to allow them to be padlocked. Includes two (2) shrouds (Lock not included).							

NOTE: Refer to the Accessory List for detailed specifications and limitations on any of the above options.

BLUE GIANT
BLUE GIANT EQUIPMENT CORPORATION

Corporate 410 Admiral Blvd
Mississauga, ON, Canada L5T 2N6
t 905.457.3900 f 905.457.2313

USA 24501 Hoover Rd,
Warren, MI 48089
www.bluegiant.com

AUTHORIZED DEALER

Blue Giant offers a full line of dock levelers, dock safety equipment, seals and shelters, accessories, ergonomic and scissor lift equipment and industrial trucks. Concurrent with our continuing product improvement program, specifications are subject to change without notice. Please contact Blue Giant for latest information. Some features illustrated may be optional in certain market areas.