



**Keep your loading dock
safe with Blue Giant
wheel chocks**

When it comes to heavy equipment in the shipping and receiving area, safety is always a concern. Blue Giant wheel chocks secure the truck wheels and prevent them from shifting or moving during loading and unloading.

Safety First

OSHA requires trucks to have their rear wheels chocked and / or the brakes set at all times. For maximum safety two wheel chocks per trailer are recommended (1910.178 (K) 1). Blue Giant wheel chocks help building managers satisfy applicable safety standards and meet both legal and insurance-related obligations.

Laminated Wheel Chocks

Constructed from heavy-duty reinforced rubber and equipped with a large handle for easy carrying and positioning, laminated wheel chocks provide a sure grip on concrete or paved surfaces in all weather conditions.

Molded Wheel Chocks


Molded rubber wheel chocks provide reliable protection in all weather conditions. Made from solid molded rubber that will not rot or absorb water.

Chock Safety Kits

Blue Giant chock safety kits are the next level of defense against accidental trailer separation. Each kit consists of a laminated or molded chock with 15' chain and mirror image chock reminder sign.

Wheel Chocks

Wheel Chocks



Molded Wheel Chock

Part # 090-490

Product Details

- Durable in all weather conditions
- Measures 9.5" L x 6.5" W x 8" H (241mm x 165mm x 203mm)
- Meets all OSHA requirements




Laminated Wheel Chock

Part # 090-496

Product Details

- Constructed from heavy-duty reinforced rubber, with large handle for easy carrying and positioning
- Provides a sure grip on concrete or paved surfaces in all weather conditions
- Measures 9" L x 11" W x 5" H (229mm x 279mm x 127mm)
- Meets all OSHA requirements




Aluminum Wheel Chock

Part # 090-490-ALUM

Product Details

- Lightweight, with excellent grip on tire and driveway
- Measures 11.5" L x 7" W x 8" H (292mm x 178mm x 203mm)
- Meets all OSHA requirements

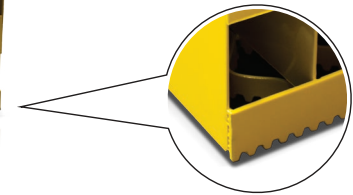


Ice Wheel Chock

Part # 701-B22

Product Details

- Sawtooth bottom securely grips icy and slippery surfaces
- Powder coated safety yellow for high visibility
- Measures 10.5" L x 8" W x 9.25" H (267mm x 203mm x 235mm)
- Meets all OSHA requirements



Molded Chock Safety Kit

Part # 701-B99

Kit includes: Molded chock, chain, bracket, and caution sign



Laminated Chock Safety Kit

Part # 701-B99-1

Kit includes: Laminated chock, chain, bracket, and caution sign